

JUDGES DETAILS PER SKATER

PALAVELA TUE 25 JAN 2005

Rank	Name	NOC Code	Total Segment Score =	Total Element Score +	Program Score (factorized)	Component Score (factorized) +	Total Deductions -
1	NAVKA Tatiana - KOSTOMAROV Roman	RUS	44.19	19.83	24.36	0.00	

#	Executed Elements	Base Value	GOE	The Judges Panel (in random order)												Scores of Panel	
1	1S1	1.4	0.53	1	2	1	-1	2	2	2	1	2	2	1	1	-	1.93
2	1S2	1.9	0.71	2	1	2	1	2	2	1	1	1	2	1	1	-	2.61
3	1S3	2.3	0.50	2	2	1	0	1	2	1	2	0	1	1	1	-	2.80
4	1S4	1.4	0.31	1	1	2	0	1	1	0	2	1	2	1	1	-	1.71
5	2S1	1.6	0.79	1	2	2	1	2	2	2	0	2	1	2	1	-	2.39
6	2S2	2.2	0.70	2	1	1	0	1	2	1	1	1	1	1	1	-	2.90
7	2S3	2.6	0.79	2	1	1	1	1	1	1	1	0	2	1	1	-	3.39
8	2S4	1.6	0.50	1	1	2	1	1	2	1	0	1	1	1	1	-	2.10
		15.0														19.83	

Program Components	Factor															
Skating Skills	0.75	8.25	8.50	8.50	7.75	8.00	8.25	7.75	8.00	8.00	8.50	8.50	8.25	-	8.18	
Timing	1.00	7.75	8.25	8.25	7.50	7.75	8.00	7.25	8.50	8.00	8.25	8.75	8.00	-	7.93	
Performance / Execution	0.75	8.25	8.50	8.50	7.75	8.00	8.25	8.25	8.50	7.75	8.50	8.50	8.25	-	8.21	
Interpretation	0.50	8.00	8.75	8.50	7.75	8.25	8.25	8.25	8.50	8.00	8.50	8.50	8.25	-	8.25	
Judges Total Program Component Score (factorized)																24.36


Deductions:	Time Violation:	0.00	Extra Element:	0.00	Illegal Element/Movement:	0.00
	Costume & Prop violation:	0.00	Interruption in excess:	0.00	Fall:	0.00
0.00						

Rank	Name	NOC Code	Total Segment Score =	Total Element Score +	Program Score (factorized)	Component Score (factorized) +	Total Deductions -
2	GRUSHINA Elena - GONCHAROV Ruslan	UKR	40.39	17.88	22.51	0.00	

#	Executed Elements	Base Value	GOE	The Judges Panel (in random order)												Scores of Panel	
1	1S1	1.4	0.26	1	0	1	0	1	0	1	0	1	1	0	1	-	1.66
2	1S2	1.9	0.21	0	1	1	0	1	1	0	0	0	0	1	-	2.11	
3	1S3	2.3	0.43	1	1	1	1	1	2	0	1	1	1	0	-	2.73	
4	1S4	1.4	0.26	1	1	1	2	0	1	1	1	0	1	1	-	1.66	
5	2S1	1.6	0.29	1	0	1	-1	1	0	1	1	0	1	1	0	-	1.89
6	2S2	2.2	0.30	0	0	1	1	0	1	0	1	1	0	1	1	-	2.50
7	2S3	2.6	0.70	1	1	1	1	1	1	1	1	0	1	1	1	-	3.30
8	2S4	1.6	0.43	1	1	1	1	1	1	1	1	0	0	0	1	-	2.03
		15.0														17.88	

Program Components	Factor															
Skating Skills	0.75	7.50	7.25	7.75	7.75	7.50	7.50	7.25	7.50	7.50	7.25	7.75	7.50	-	7.46	
Timing	1.00	7.25	7.50	7.25	7.50	7.25	7.25	7.25	7.50	7.50	6.75	7.75	7.50	-	7.36	
Performance / Execution	0.75	7.75	7.50	7.75	7.75	7.50	7.50	7.50	7.50	7.75	7.25	7.25	7.75	-	7.64	
Interpretation	0.50	7.50	7.75	7.50	8.00	7.50	7.50	8.00	7.75	7.75	7.25	7.50	7.50	-	7.64	
Judges Total Program Component Score (factorized)																22.51

Deductions:	Time Violation:	0.00	Extra Element:	0.00	Illegal Element/Movement:	0.00
	Costume & Prop violation:	0.00	Interruption in excess:	0.00	Fall:	0.00
0.00						



JUDGES DETAILS PER SKATER

PALAVELA TUE 25 JAN 2005

Rank	Name	NOC Code	Total Segment Score =	Total Element Score +	Program Component Score (factorized) +	Total Deductions -
3	DENKOVA Albena - STAVISKI Maxim	BUL	40.08	17.65	22.43	0.00

#	Executed Elements	Base Value	GOE	The Judges Panel (in random order)											Scores of Panel
---	-------------------	------------	-----	------------------------------------	--	--	--	--	--	--	--	--	--	--	-----------------

1	1S1	1.4	0.30	1	1	1	0	1	1	1	1	1	1	1	1	1	1	1	1	1	1	1	1	-	1.70																					
2	1S2	1.9	0.29	1	1	2	-1	1	2	0	1	0	0	1	1	1	1	1	1	1	1	1	1	-	2.19																					
3	1S3	2.3	0.43	2	1	1	1	1	0	0	2	0	1	1	1	1	1	1	1	1	1	1	1	-	2.73																					
4	1S4	1.4	0.21	1	1	1	0	1	1	0	1	1	1	1	1	1	0	1	1	1	1	1	1	-	1.61																					
5	2S1	1.6	0.36	2	0	1	0	1	1	1	0	0	1	1	1	1	1	1	1	1	1	1	1	-	1.96																					
6	2S2	2.2	0.30	1	1	1	0	1	2	0	1	0	0	1	0	1	0	1	0	1	0	1	0	-	2.50																					
7	2S3	2.6	0.40	1	1	1	0	1	0	0	2	0	0	1	1	1	1	1	1	1	1	1	1	-	3.00																					
8	2S4	1.6	0.36	1	1	1	0	1	1	0	2	1	1	1	1	1	0	1	1	1	1	1	0	-	1.96																					
																							15.0																							17.65

Program Components	Factor														
Skating Skills	0.75	7.75	7.50	8.00	7.25	7.75	7.50	7.50	8.25	7.25	7.50	8.00	7.50	-	7.54
Timing	1.00	7.50	7.75	7.25	7.25	7.50	7.00	7.00	8.25	7.25	7.50	7.75	7.50	-	7.39
Performance / Execution	0.75	8.00	7.75	7.75	7.50	7.50	7.00	7.25	8.50	7.50	7.25	7.75	7.50	-	7.54
Interpretation	0.50	7.75	7.50	7.50	7.50	7.50	7.00	7.25	8.25	7.25	7.25	7.75	7.50	-	7.43
Judges Total Program Component Score (factorized)													22.43		

Deductions:	Time Violation:	0.00	Extra Element:	0.00	Illegal Element/Movement:	0.00
	Costume & Prop violation:	0.00	Interruption in excess:	0.00	Fall:	0.00
						0.00


Rank	Name	NOC Code	Total Segment Score =	Total Element Score +	Program Component Score (factorized) +	Total Deductions -
4	DELOBEL Isabelle - SCHOENFELDER Olivier	FRA	38.49	16.83	21.66	0.00

#	Executed Elements	Base Value	GOE	The Judges Panel (in random order)											Scores of Panel
---	-------------------	------------	-----	------------------------------------	--	--	--	--	--	--	--	--	--	--	-----------------

1	1S1	1.4	0.17	1	1	1	0	0	2	0	0	0	1	1	1	1	1	1	1	1	1	1	1	-	1.57																					
2	1S2	1.9	0.36	0	0	1	1	0	2	1	1	1	1	1	1	1	1	1	1	1	1	1	1	-	2.26																					
3	1S3	2.3	0.14	1	1	1	0	0	1	0	1	0	0	1	0	1	0	1	0	1	0	1	0	-	2.44																					
4	1S4	1.4	0.17	1	0	1	1	1	1	0	1	0	1	1	1	0	1	1	1	1	1	1	1	-	1.57																					
5	2S1	1.6	0.29	1	1	1	0	0	2	0	1	0	1	1	1	1	1	1	1	1	1	1	1	-	1.89																					
6	2S2	2.2	0.60	1	0	1	1	0	2	1	1	1	2	1	1	1	1	1	1	1	1	1	1	-	2.80																					
7	2S3	2.6	0.10	1	1	0	0	0	1	0	2	0	0	1	0	1	0	1	0	1	0	1	0	-	2.70																					
8	2S4	1.6	0.00	1	1	0	-1	-1	1	0	1	0	0	0	0	0	0	0	0	0	0	0	0	-	1.60																					
																							15.0																							16.83

Program Components	Factor														
Skating Skills	0.75	7.50	6.75	7.50	7.50	7.00	6.75	7.00	7.50	7.25	7.25	7.50	7.25	-	7.25
Timing	1.00	7.25	6.75	7.25	7.25	6.75	7.50	7.00	7.25	7.00	7.00	7.50	7.00	-	7.04
Performance / Execution	0.75	7.50	7.00	7.75	7.50	7.00	7.75	7.25	7.50	7.25	7.50	7.25	7.50	-	7.36
Interpretation	0.50	7.25	7.00	7.50	7.50	7.00	7.50	7.25	7.50	7.50	7.50	7.50	7.25	-	7.32
Judges Total Program Component Score (factorized)													21.66		

Deductions:	Time Violation:	0.00	Extra Element:	0.00	Illegal Element/Movement:	0.00
	Costume & Prop violation:	0.00	Interruption in excess:	0.00	Fall:	0.00
						0.00



JUDGES DETAILS PER SKATER

PALAVELA TUE 25 JAN 2005

Rank	Name	NOC Code	Total Segment Score =	Total Element Score +	Program Score (factorized)	Component Score +	Total Deductions -
5	CHAIT Galit - SAKHNOVSKI Sergei	ISR	38.32	16.84	21.48		0.00

# Executed Elements	Base Value	GOE	The Judges Panel (in random order)												Scores of Panel
---------------------	------------	-----	------------------------------------	--	--	--	--	--	--	--	--	--	--	--	-----------------

1	1S1	1.4	0.21	0	1	1	0	0	1	1	0	1	1	1	1	-	1.61
2	1S2	1.9	0.29	1	1	1	0	0	1	0	1	1	2	1	0	-	2.19
3	1S3	2.3	0.14	1	0	1	0	0	0	0	1	0	1	1	0	-	2.44
4	1S4	1.4	0.17	0	0	1	1	0	1	1	0	0	1	1	1	-	1.57
5	2S1	1.6	0.14	0	1	0	-1	0	1	1	0	0	1	1	0	-	1.74
6	2S2	2.2	0.40	1	1	1	1	0	1	0	0	1	0	1	0	-	2.60
7	2S3	2.6	0.20	1	1	0	-1	0	0	0	1	0	0	1	1	-	2.80
8	2S4	1.6	0.29	1	1	1	0	0	0	1	1	0	1	1	0	-	1.89
15.0																	16.84

Program Components	Factor															
Skating Skills	0.75	7.25	7.50	7.50	6.75	7.00	6.50	7.25	7.50	7.25	7.00	7.50	7.50	-	7.25	
Timing	1.00	7.00	7.50	7.25	6.50	6.75	6.50	7.00	7.25	6.75	7.00	7.75	7.25	-	7.00	
Performance / Execution	0.75	7.25	7.50	7.50	7.25	7.00	6.50	5.00	7.25	7.25	6.75	7.50	7.50	-	7.21	
Interpretation	0.50	7.50	7.75	7.25	7.25	6.75	6.50	7.25	7.50	7.25	6.50	7.75	7.50	-	7.25	
Judges Total Program Component Score (factorized) 21.48																

Deductions:	Time Violation:	0.00	Extra Element:	0.00	Illegal Element/Movement:	0.00
	Costume & Prop violation:	0.00	Interruption in excess:	0.00	Fall:	0.00
0.00						

Rank	Name	NOC Code	Total Segment Score =	Total Element Score +	Program Score (factorized)	Component Score +	Total Deductions -
6	FAIELLA Federica - SCALI Massimo	ITA	36.10	15.99	20.11		0.00


# Executed Elements	Base Value	GOE	The Judges Panel (in random order)												Scores of Panel
---------------------	------------	-----	------------------------------------	--	--	--	--	--	--	--	--	--	--	--	-----------------

1	1S1	1.4	0.04	0	0	1	0	0	0	0	-1	0	1	0	0	-	1.44
2	1S2	1.9	0.21	1	1	0	-1	0	1	0	0	0	1	0	1	-	2.11
3	1S3	2.3	0.14	0	1	1	0	0	1	0	0	0	1	0	0	-	2.44
4	1S4	1.4	0.13	1	1	1	0	0	1	-1	0	1	0	1	0	-	1.53
5	2S1	1.6	0.07	0	0	0	-1	0	1	0	1	0	1	1	1	-	1.67
6	2S2	2.2	0.10	0	0	0	0	0	1	0	0	1	2	1	0	-	2.30
7	2S3	2.6	0.30	0	0	1	1	0	0	-1	1	0	1	1	1	-	2.90
8	2S4	1.6	0.00	1	0	0	0	0	0	0	0	0	0	1	0	-	1.60
15.0																	15.99

Program Components	Factor															
Skating Skills	0.75	6.50	6.50	6.50	7.00	6.75	6.50	6.25	6.75	7.00	7.00	6.75	6.25	-	6.64	
Timing	1.00	6.00	6.50	6.50	7.25	6.50	6.75	6.75	6.75	7.00	7.00	6.75	6.00	-	6.61	
Performance / Execution	0.75	6.75	6.75	6.75	7.00	6.75	6.75	6.75	6.50	7.00	7.50	7.00	6.50	-	6.82	
Interpretation	0.50	6.50	6.75	6.50	7.50	6.50	7.00	6.75	6.50	7.00	7.50	7.25	6.25	-	6.79	
Judges Total Program Component Score (factorized) 20.11																

Deductions:	Time Violation:	0.00	Extra Element:	0.00	Illegal Element/Movement:	0.00
	Costume & Prop violation:	0.00	Interruption in excess:	0.00	Fall:	0.00
0.00						





JUDGES DETAILS PER SKATER

PALAVELA TUE 25 JAN 2005

Rank	Name	NOC Code	Total Segment Score =	Total Element Score +	Program Score (factorized)	Component Score (factorized) +	Total Deductions -
7	DOMNINA Oksana - SHABALIN Maxim	RUS	35.15	15.51		19.64	0.00

#	Executed Elements	Base Value	GOE	The Judges Panel (in random order)											Scores of Panel
---	-------------------	------------	-----	------------------------------------	--	--	--	--	--	--	--	--	--	--	-----------------

1	1S1	1.4	0.00	0	0	0	0	0	0	0	0	0	0	0	1	1	-	1.40
2	1S2	1.9	0.07	1	0	1	-1	1	0	-1	0	0	0	1	0	0	-	1.97
3	1S3	2.3	0.14	0	1	1	0	0	0	0	1	0	1	1	0	-	2.44	
4	1S4	1.4	0.13	1	1	0	1	0	1	0	0	0	1	0	0	-	1.53	
5	2S1	1.6	0.00	0	0	0	0	0	0	0	0	0	0	1	1	-	1.60	
6	2S2	2.2	-0.20	0	0	0	-1	0	0	-1	0	-1	0	0	0	-	2.00	
7	2S3	2.6	0.30	1	1	0	0	0	0	0	1	0	1	1	1	-	2.90	
8	2S4	1.6	0.07	0	0	1	0	0	0	0	0	0	1	1	0	-	1.67	
		15.0															15.51	

Program Components	Factor														
Skating Skills	0.75	6.75	6.50	6.25	6.50	6.50	6.25	6.25	6.75	7.00	6.00	6.75	7.00	-	6.54
Timing	1.00	6.50	6.25	6.00	6.75	6.25	5.50	6.00	6.75	6.75	6.00	6.75	6.75	-	6.36
Performance / Execution	0.75	7.00	6.75	6.50	6.75	6.50	6.00	6.75	6.75	6.75	6.25	7.00	7.25	-	6.71
Interpretation	0.50	6.75	6.75	6.25	6.75	6.50	5.75	6.75	6.75	7.00	6.25	7.00	7.00	-	6.68
Judges Total Program Component Score (factorized)		19.64													

Deductions:	Time Violation:	0.00	Extra Element:	0.00	Illegal Element/Movement:	0.00
	Costume & Prop violation:	0.00	Interruption in excess:	0.00	Fall:	0.00
0.00						

Rank	Name	NOC Code	Total Segment Score =	Total Element Score +	Program Score (factorized)	Component Score (factorized) +	Total Deductions -
8	KERR Sinead - KERR John	GBR	32.97	15.51		17.46	0.00

#	Executed Elements	Base Value	GOE	The Judges Panel (in random order)											Scores of Panel
---	-------------------	------------	-----	------------------------------------	--	--	--	--	--	--	--	--	--	--	-----------------

1	1S1	1.4	0.09	1	0	0	0	0	1	1	0	0	1	0	0	-	1.49
2	1S2	1.9	0.00	0	0	0	-1	0	1	0	0	0	1	0	0	-	1.90
3	1S3	2.3	0.00	0	0	0	0	0	0	0	0	0	0	0	-	2.30	
4	1S4	1.4	0.04	1	0	0	0	0	0	0	1	0	1	0	0	-	1.44
5	2S1	1.6	0.14	0	0	0	0	0	1	1	0	0	1	0	1	-	1.74
6	2S2	2.2	0.00	0	-1	0	0	0	1	0	1	0	1	0	0	-	2.20
7	2S3	2.6	0.10	0	0	0	1	0	0	0	0	0	1	1	0	-	2.70
8	2S4	1.6	0.14	1	0	1	-1	0	0	0	0	0	1	1	0	-	1.74
		15.0															15.51

Program Components	Factor														
Skating Skills	0.75	6.00	5.75	5.50	6.00	6.25	6.25	6.00	6.75	6.00	5.75	4.75	5.00	-	5.86
Timing	1.00	5.75	5.50	5.00	6.50	5.75	6.00	5.75	6.50	6.00	5.50	4.75	5.00	-	5.61
Performance / Execution	0.75	6.25	5.50	5.75	6.50	6.25	6.25	6.25	6.75	6.00	6.00	4.75	5.25	-	6.00
Interpretation	0.50	6.00	5.50	5.75	6.00	6.25	6.25	6.25	6.25	6.00	5.75	5.00	5.25	-	5.89
Judges Total Program Component Score (factorized)		17.46													

Deductions:	Time Violation:	0.00	Extra Element:	0.00	Illegal Element/Movement:	0.00
	Costume & Prop violation:	0.00	Interruption in excess:	0.00	Fall:	0.00
0.00						

JUDGES DETAILS PER SKATER

PALAVELA TUE 25 JAN 2005

Rank	Name	NOC Code	Total Segment Score =	Total Element Score +	Program Score (factorized) +	Component Score (factorized) +	Total Deductions -
9	FRASER Kristin - LUKANIN Igor	AZE	32.75	14.93	17.82	0.00	0.00

#	Executed Elements	Base Value	GOE	The Judges Panel (in random order)											Scores of Panel		
1	1S1	1.4	0.13	1	0	1	-1	0	0	1	-1	0	0	0	1	-	1.53
2	1S2	1.9	0.00	0	0	0	-1	0	1	0	0	0	1	1	0	-	1.90
3	1S3	2.3	-0.07	0	0	0	-1	0	0	-1	0	0	0	0	1	-	2.23
4	1S4	1.4	0.00	0	0	0	-1	0	0	0	-1	0	0	0	0	-	1.40
5	2S1	1.6	0.07	0	0	1	0	0	0	1	0	0	0	1	0	-	1.67
6	2S2	2.2	0.10	1	0	0	-1	0	1	0	0	0	1	1	0	-	2.30
7	2S3	2.6	-0.30	0	0	0	0	-1	-1	-1	0	-1	-1	0	0	-	2.30
8	2S4	1.6	0.00	0	0	0	0	0	0	0	-1	0	0	1	0	-	1.60
		15.0													14.93		

Program Components	Factor															
Skating Skills	0.75	6.25	6.25	6.00	5.75	5.50	5.75	6.00	6.75	6.00	5.25	6.00	6.25	-	5.96	
Timing	1.00	6.00	6.00	6.00	6.25	5.25	5.75	6.00	6.50	5.75	5.00	5.75	5.75	-	5.82	
Performance / Execution	0.75	6.50	6.25	6.25	5.50	5.50	6.00	6.50	6.50	6.00	5.25	6.25	6.25	-	6.04	
Interpretation	0.50	6.25	6.25	6.25	6.00	5.25	6.25	6.50	6.75	6.00	5.25	6.00	6.00	-	6.00	
Judges Total Program Component Score (factorized)																17.82
Deductions:	Time Violation:	0.00	Extra Element:		0.00	Illegal Element/Movement:		0.00								
	Costume & Prop violation:	0.00	Interruption in excess:		0.00	Fall:		0.00								0.00

Rank	Name	NOC Code	Total Segment Score =	Total Element Score +	Program Score (factorized) +	Component Score (factorized) +	Total Deductions -
10	KULIKOVA Svetlana - NOVIKOV Vitali	RUS	32.53	14.53	18.00	0.00	0.00

#	Executed Elements	Base Value	GOE	The Judges Panel (in random order)											Scores of Panel		
1	1S1	1.4	0.00	0	0	0	0	0	0	0	0	0	0	0	0	-	1.40
2	1S2	1.9	0.07	0	1	0	0	0	0	-1	1	0	1	0	0	-	1.97
3	1S3	2.3	-0.21	0	0	0	-1	-1	0	-1	0	-1	1	0	0	-	2.09
4	1S4	1.4	0.04	0	0	0	0	0	0	0	0	0	1	1	1	-	1.44
5	2S1	1.6	-0.07	0	0	0	-2	0	-1	-1	0	0	0	1	0	-	1.53
6	2S2	2.2	-0.30	-1	0	-1	-1	0	0	-1	1	0	1	0	0	-	1.90
7	2S3	2.6	0.00	0	0	0	0	0	0	0	0	-1	1	1	0	-	2.60
8	2S4	1.6	0.00	0	0	0	0	0	0	0	0	0	0	0	1	-	1.60
		15.0													14.53		

Program Components	Factor															
Skating Skills	0.75	5.25	6.50	5.25	6.00	6.25	6.00	6.25	6.50	6.25	6.50	5.75	5.75	-	6.04	
Timing	1.00	5.00	6.25	5.00	6.00	6.00	5.75	5.75	6.25	5.75	6.25	5.75	5.75	-	5.79	
Performance / Execution	0.75	5.25	6.50	5.75	6.25	6.50	5.75	6.50	6.25	6.00	6.50	6.00	5.50	-	6.14	
Interpretation	0.50	5.50	6.75	5.50	6.25	6.25	6.00	6.50	6.00	6.25	6.75	6.00	5.50	-	6.14	
Judges Total Program Component Score (factorized)																18.00
Deductions:	Time Violation:	0.00	Extra Element:		0.00	Illegal Element/Movement:		0.00								
	Costume & Prop violation:	0.00	Interruption in excess:		0.00	Fall:		0.00								0.00

JUDGES DETAILS PER SKATER

PALAVELA TUE 25 JAN 2005

Rank	Name	NOC Code	Total Segment Score =	Total Element Score +	Program Component Score (factorized) +	Total Deductions -
11	HOFFMANN Nora - ELEK Attila	HUN	30.72	14.39	16.33	0.00

#	Executed Elements	Base Value	GOE	The Judges Panel (in random order)											Scores of Panel		
1	1S1	1.4	0.00	0	0	0	0	0	0	0	0	0	1	0	0	-	1.40
2	1S2	1.9	0.14	0	0	1	-1	0	1	0	0	1	-1	1	-	2.04	
3	1S3	2.3	-0.21	1	-1	0	-2	-1	-1	0	0	-1	0	-1	0	-	2.09
4	1S4	1.4	0.00	1	0	0	0	0	0	1	0	0	0	0	-	1.40	
5	2S1	1.6	-0.14	-1	0	0	-1	-1	0	0	-1	0	1	0	0	-	1.46
6	2S2	2.2	-0.10	0	0	0	-1	0	1	-1	0	1	-1	0	-	2.10	
7	2S3	2.6	-0.30	0	-1	0	-2	0	-1	-1	0	-1	0	0	-	2.30	
8	2S4	1.6	0.00	0	0	0	0	0	0	0	0	0	0	0	-	1.60	
		15.0													14.39		

Program Components	Factor															
Skating Skills	0.75	6.00	5.25	5.50	5.75	5.25	5.75	5.75	6.50	5.00	5.50	4.75	5.50	-	5.50	
Timing	1.00	5.75	5.25	5.00	5.50	5.00	6.00	5.00	6.00	5.00	5.25	5.00	5.25	-	5.18	
Performance / Execution	0.75	6.50	5.25	6.00	5.75	5.25	6.00	5.75	6.50	5.00	5.50	5.00	5.50	-	5.57	
Interpretation	0.50	6.25	5.50	6.00	6.00	5.25	6.25	6.00	6.25	5.00	5.50	5.25	5.50	-	5.68	
Judges Total Program Component Score (factorized)																16.33

Deductions:	Time Violation:	0.00	Extra Element:	0.00	Illegal Element/Movement:	0.00
	Costume & Prop violation:	0.00	Interruption in excess:	0.00	Fall:	0.00
0.00						

Rank	Name	NOC Code	Total Segment Score =	Total Element Score +	Program Component Score (factorized) +	Total Deductions -
12	GUDINA Natalia - BELETSKI Alexei	ISR	29.88	13.62	16.26	0.00

#	Executed Elements	Base Value	GOE	The Judges Panel (in random order)											Scores of Panel		
1	1S1	1.4	-0.04	-1	0	0	-1	0	0	0	-1	0	1	-1	0	-	1.36
2	1S2	1.9	0.00	0	0	0	-1	0	0	0	0	0	2	-1	0	-	1.90
3	1S3	2.3	-0.36	-2	-1	0	-1	-1	0	-1	0	-1	1	0	0	-	1.94
4	1S4	1.4	0.00	0	0	0	0	0	0	0	0	0	0	-1	0	-	1.40
5	2S1	1.6	-0.14	-1	0	-1	0	0	0	0	-1	-1	0	0	0	-	1.46
6	2S2	2.2	-0.10	0	0	0	-2	0	0	-1	0	0	1	-1	0	-	2.10
7	2S3	2.6	-0.60	-2	-1	-1	-1	-1	-1	-1	0	-1	0	0	0	-	2.00
8	2S4	1.6	-0.14	0	0	0	-1	-1	-1	0	0	-1	0	-1	0	-	1.46
		15.0													13.62		

Program Components	Factor															
Skating Skills	0.75	4.25	5.25	5.25	6.00	5.50	5.75	5.50	6.00	5.50	5.50	4.50	5.50	-	5.43	
Timing	1.00	4.00	5.00	4.75	5.50	5.25	5.25	5.50	5.75	5.25	5.75	4.75	5.25	-	5.21	
Performance / Execution	0.75	4.25	5.25	5.75	6.25	5.50	5.50	6.00	6.00	5.50	5.75	4.75	5.50	-	5.61	
Interpretation	0.50	4.25	5.25	5.50	5.75	5.25	5.75	6.00	6.25	5.75	5.75	5.00	5.50	-	5.54	
Judges Total Program Component Score (factorized)																16.26

Deductions:	Time Violation:	0.00	Extra Element:	0.00	Illegal Element/Movement:	0.00
	Costume & Prop violation:	0.00	Interruption in excess:	0.00	Fall:	0.00
0.00						

JUDGES DETAILS PER SKATER

PALAVELA TUE 25 JAN 2005

Rank	Name	NOC Code	Total Segment Score =	Total Element Score +	Program Score (factorized) +	Component Score (factorized) +	Total Deductions -
13	GREBENKINA Anastasia - AZROJAN Vazgen	ARM	29.31	14.46		14.85	0.00

#	Executed Elements	Base Value	GOE	The Judges Panel (in random order)											Scores of Panel		
1	1S1	1.4	0.00	0	0	0	0	0	-1	-1	-1	0	0	0	0	-	1.40
2	1S2	1.9	0.00	1	0	0	-1	0	0	0	0	0	0	-1	0	-	1.90
3	1S3	2.3	-0.14	0	-1	0	-1	-1	-1	0	0	0	0	0	0	-	2.16
4	1S4	1.4	0.00	0	0	0	0	0	0	0	0	0	0	0	0	-	1.40
5	2S1	1.6	0.00	0	0	0	0	0	-1	-1	0	0	0	0	0	-	1.60
6	2S2	2.2	-0.20	0	0	0	-1	-1	0	-1	0	0	1	0	0	-	2.00
7	2S3	2.6	-0.20	0	-1	0	0	-1	-1	0	0	0	-1	0	0	-	2.40
8	2S4	1.6	0.00	0	0	0	0	0	0	0	0	0	0	0	0	-	1.60
		15.0															14.46

Program Components	Factor																
Skating Skills	0.75	5.25	5.25	5.00	4.75	4.50	4.25	5.25	5.75	4.75	5.00	4.50	4.50	-	4.93		
Timing	1.00	5.00	5.00	5.00	5.00	4.75	3.75	5.25	5.75	5.00	4.75	4.50	4.25	-	4.93		
Performance / Execution	0.75	5.25	5.00	5.50	4.50	4.75	4.00	5.50	5.50	5.00	5.00	4.50	4.50	-	5.00		
Interpretation	0.50	5.00	5.00	5.50	4.75	4.75	4.25	5.25	5.50	4.75	5.00	4.25	4.50	-	4.93		
Judges Total Program Component Score (factorized)																	14.85
Deductions:	Time Violation:	0.00	Extra Element:	0.00	Illegal Element/Movement:	0.00	Costume & Prop violation:	0.00	Interruption in excess:	0.00	Fall:	0.00					0.00

Rank	Name	NOC Code	Total Segment Score =	Total Element Score +	Program Score (factorized) +	Component Score (factorized) +	Total Deductions -
14	PECHALAT Nathalie - BOURZAT Fabien	FRA	29.24	14.18		15.06	0.00

#	Executed Elements	Base Value	GOE	The Judges Panel (in random order)											Scores of Panel		
1	1S1	1.4	-0.04	0	-1	0	-1	0	0	0	0	0	0	-1	0	-	1.36
2	1S2	1.9	0.07	-1	0	0	0	0	1	0	0	0	1	-1	1	-	1.97
3	1S3	2.3	0.00	0	0	0	0	0	0	0	0	0	1	0	0	-	2.30
4	1S4	1.4	-0.09	0	-1	-1	-1	0	1	0	0	0	0	0	0	-	1.31
5	2S1	1.6	-0.36	-1	-1	-1	-2	-1	0	0	0	0	-1	-1	0	-	1.24
6	2S2	2.2	-0.40	-1	-1	0	-1	0	1	-1	1	-1	1	0	0	-	1.80
7	2S3	2.6	0.00	0	0	0	0	0	0	0	0	-1	0	0	0	-	2.60
8	2S4	1.6	0.00	0	0	0	0	0	1	0	0	0	0	0	0	-	1.60
		15.0															14.18

Program Components	Factor																
Skating Skills	0.75	4.50	4.25	5.00	5.50	5.25	6.00	5.25	5.50	5.00	4.75	4.25	5.50	-	5.04		
Timing	1.00	4.25	4.25	5.00	5.00	5.00	5.75	5.00	5.75	4.50	5.00	4.50	5.25	-	4.82		
Performance / Execution	0.75	4.75	4.50	5.50	5.25	5.25	5.75	5.50	5.50	5.00	5.00	4.75	5.50	-	5.18		
Interpretation	0.50	4.50	4.25	5.25	5.50	5.00	6.00	5.50	5.25	5.00	5.25	4.75	5.50	-	5.14		
Judges Total Program Component Score (factorized)																	15.06
Deductions:	Time Violation:	0.00	Extra Element:	0.00	Illegal Element/Movement:	0.00	Costume & Prop violation:	0.00	Interruption in excess:	0.00	Fall:	0.00					0.00

JUDGES DETAILS PER SKATER

PALAVELA TUE 25 JAN 2005

Rank	Name	NOC Code	Total Segment Score =	Total Element Score +	Program Score (factorized)	Component Score (factorized) +	Total Deductions -
15	KAUC Alexandra - ZYCH Michal	POL	27.39	13.43		13.96	0.00

#	Executed Elements	Base Value	GOE	The Judges Panel (in random order)											Scores of Panel			
1	1S1	1.4	-0.04	0	0	0	0	0	0	0	0	0	-1	-1	-1	0	-	1.36
2	1S2	1.9	-0.14	-1	0	0	-1	0	0	-1	1	0	0	-1	0	-	1.76	
3	1S3	2.3	-0.50	-1	0	-1	-2	-1	-1	-1	0	-1	-1	-1	-1	-	1.80	
4	1S4	1.4	0.00	0	0	0	-1	0	0	0	0	0	0	0	0	-	1.40	
5	2S1	1.6	-0.29	0	-1	-1	-1	-1	0	0	1	0	-1	0	0	-	1.31	
6	2S2	2.2	-0.40	-1	-1	0	-2	0	0	-1	0	-1	0	-1	0	-	1.80	
7	2S3	2.6	-0.20	0	0	0	0	0	-1	-1	0	-1	-1	0	0	-	2.40	
8	2S4	1.6	0.00	0	0	0	-1	0	0	0	0	0	0	0	0	-	1.60	
		15.0															13.43	

Program Components

Program Components	Factor															
Skating Skills	0.75	5.00	4.50	4.50	4.50	4.75	5.00	4.75	4.75	4.75	4.00	4.75	4.50	4.50	-	4.68
Timing	1.00	5.00	4.25	4.00	5.00	4.75	5.00	4.75	4.75	4.25	4.50	4.75	4.25	-	4.54	
Performance / Execution	0.75	5.25	4.25	4.75	5.00	5.00	4.75	5.00	5.00	4.00	4.25	4.75	4.50	-	4.68	
Interpretation	0.50	5.25	4.50	4.75	5.25	5.25	4.75	5.00	5.00	3.75	4.50	4.75	4.25	-	4.79	
Judges Total Program Component Score (factorized)																13.96

Deductions:	Time Violation:	0.00	Extra Element:	0.00	Illegal Element/Movement:	0.00
Costume & Prop violation:	0.00	Interruption in excess:	0.00	Fall:	0.00	0.00


Rank	Name	NOC Code	Total Segment Score =	Total Element Score +	Program Score (factorized)	Component Score (factorized) +	Total Deductions -
16	O'CONNOR Pamela - O'DOUGHERTY Jonathon	GBR	27.33	13.48		13.85	0.00

#	Executed Elements	Base Value	GOE	The Judges Panel (in random order)											Scores of Panel		
1	1S1	1.4	-0.04	0	0	1	-2	0	0	0	0	0	-1	0	0	-	1.36
2	1S2	1.9	-0.14	0	0	0	-2	-1	0	0	1	-1	0	0	0	-	1.76
3	1S3	2.3	-0.36	0	-1	0	-2	-1	-1	0	0	-2	-1	-1	0	-	1.94
4	1S4	1.4	-0.04	0	0	0	-1	0	0	0	0	-1	0	0	0	-	1.36
5	2S1	1.6	0.00	0	0	0	-1	0	0	0	0	0	1	0	-	1.60	
6	2S2	2.2	-0.50	0	-1	1	-1	-1	0	-1	1	-1	-1	0	0	-	1.70
7	2S3	2.6	-0.30	-1	0	0	-1	0	-1	-1	-1	-2	0	0	0	-	2.30
8	2S4	1.6	-0.14	0	0	0	-1	-1	0	0	0	-1	0	1	0	-	1.46
		15.0															13.48

Program Components

Program Components	Factor															
Skating Skills	0.75	4.50	4.50	5.00	4.75	4.50	5.00	5.25	5.50	4.25	5.00	4.50	4.50	-	4.68	
Timing	1.00	4.50	4.50	5.50	4.25	4.25	5.00	4.75	5.50	4.00	4.50	4.75	4.75	-	4.50	
Performance / Execution	0.75	4.75	4.50	5.50	4.75	4.50	5.00	5.00	5.75	4.25	4.50	4.75	4.50	-	4.64	
Interpretation	0.50	4.75	4.75	5.25	4.50	4.50	5.00	5.00	5.50	4.00	4.75	4.50	4.75	-	4.71	
Judges Total Program Component Score (factorized)																13.85

Deductions:	Time Violation:	0.00	Extra Element:	0.00	Illegal Element/Movement:	0.00
Costume & Prop violation:	0.00	Interruption in excess:	0.00	Fall:	0.00	0.00



JUDGES DETAILS PER SKATER

PALAVELA TUE 25 JAN 2005

Rank	Name	NOC Code	Total Segment Score =	Total Element Score +	Program Score (factorized)	Component Score (factorized) +	Total Deductions -
17	BEIER Christina - BEIER William	GER	26.64	13.38		13.26	0.00

#	Executed Elements	Base Value	GOE	The Judges Panel (in random order)											Scores of Panel
---	-------------------	------------	-----	------------------------------------	--	--	--	--	--	--	--	--	--	--	-----------------

1	1S1	1.4	-0.04	0	0	0	-1	0	-1	0	-1	-1	0	-1	0	-	1.36
2	1S2	1.9	-0.07	0	0	0	-1	0	0	0	-1	0	0	0	-	1.83	
3	1S3	2.3	-0.50	-1	-1	0	-1	-1	-1	-2	0	-2	0	-1	-1	-	1.80
4	1S4	1.4	0.00	0	0	1	0	0	0	-1	0	-1	1	0	0	-	1.40
5	2S1	1.6	-0.14	0	-1	0	-1	0	0	0	-1	-1	1	0	0	-	1.46
6	2S2	2.2	-0.20	0	-1	0	0	-1	0	-1	-1	0	0	-1	0	-	2.00
7	2S3	2.6	-0.60	-1	-1	-1	-1	-1	-1	-2	0	-1	1	-1	0	-	2.00
8	2S4	1.6	-0.07	0	-1	0	0	0	0	-1	0	0	0	0	0	-	1.53
15.0																	
13.38																	

Program Components	Factor															
Skating Skills	0.75	4.25	4.00	4.25	5.25	4.50	5.00	4.00	4.75	4.00	5.25	4.00	4.25	-	4.36	
Timing	1.00	4.50	3.75	4.75	5.75	4.25	5.00	3.75	4.50	4.00	5.25	4.50	4.00	-	4.36	
Performance / Execution	0.75	4.25	4.25	4.75	5.50	4.50	5.00	4.25	4.75	4.00	5.25	4.50	4.25	-	4.50	
Interpretation	0.50	4.50	4.25	5.00	5.00	4.25	4.75	4.25	4.50	4.00	5.50	4.25	4.25	-	4.50	
Judges Total Program Component Score (factorized)																
13.26																

Deductions:	Time Violation:	0.00	Extra Element:	0.00	Illegal Element/Movement:	0.00
	Costume & Prop violation:	0.00	Interruption in excess:	0.00	Fall:	0.00
0.00						

Rank	Name	NOC Code	Total Segment Score =	Total Element Score +	Program Score (factorized)	Component Score (factorized) +	Total Deductions -
18	GOLOVINA Julia - VOIKO Oleg	UKR	26.13	12.77		13.36	0.00

#	Executed Elements	Base Value	GOE	The Judges Panel (in random order)											Scores of Panel
---	-------------------	------------	-----	------------------------------------	--	--	--	--	--	--	--	--	--	--	-----------------

1	1S1	1.4	-0.13	-1	0	0	-2	0	0	0	-1	-1	-1	-1	0	-	1.27
2	1S2	1.9	-0.14	-1	-1	0	-2	0	-1	0	0	0	0	-1	0	-	1.76
3	1S3	2.3	-0.43	0	-1	-1	-1	-1	-1	-1	-1	-1	-1	0	-	1.87	
4	1S4	1.4	-0.13	0	0	0	-1	0	-1	0	-1	-1	-1	0	-	1.27	
5	2S1	1.6	-0.29	-1	0	-1	-1	-1	0	0	-1	0	-1	-1	0	-	1.31
6	2S2	2.2	-0.40	-1	-1	0	-2	-1	-1	0	0	-1	0	-1	0	-	1.80
7	2S3	2.6	-0.50	0	0	-1	-1	-1	-1	-1	-1	-1	-1	-1	0	-	2.10
8	2S4	1.6	-0.21	0	0	0	-1	0	0	-1	-1	-1	-1	-1	0	-	1.39
15.0																	
12.77																	

Program Components	Factor															
Skating Skills	0.75	4.00	5.00	4.50	4.25	5.25	4.50	5.00	4.25	3.75	4.50	4.00	4.75	-	4.57	
Timing	1.00	3.75	4.75	3.75	3.75	4.75	4.25	4.50	4.00	3.25	4.50	4.25	4.50	-	4.21	
Performance / Execution	0.75	4.25	5.00	4.50	4.00	5.00	4.50	5.25	4.00	3.50	4.75	4.25	4.50	-	4.57	
Interpretation	0.50	4.25	5.00	4.50	4.00	5.00	4.75	5.00	4.25	3.75	4.75	4.00	4.50	-	4.57	
Judges Total Program Component Score (factorized)																
13.36																

Deductions:	Time Violation:	0.00	Extra Element:	0.00	Illegal Element/Movement:	0.00
	Costume & Prop violation:	0.00	Interruption in excess:	0.00	Fall:	0.00
0.00						

JUDGES DETAILS PER SKATER

PALAVELA TUE 25 JAN 2005

Rank	Name	NOC Code	Total Segment Score =	Total Element Score +	Program Score (factorized)	Component Score +	Total Deductions -
19	AURELI Alessia - VATURI Andrea	ITA	25.83	13.56	12.27	0.00	

#	Executed Elements	Base Value	GOE	The Judges Panel (in random order)												Scores of Panel	
1	1S1	1.4	-0.30	-1	-1	-1	-1	-1	-1	-1	0	-1	-2	0	0	-	1.10
2	1S2	1.9	-0.14	0	0	0	-1	0	-1	-1	0	-1	0	0	0	-	1.76
3	1S3	2.3	-0.21	0	-1	0	0	-1	-1	-1	0	0	-1	1	0	-	2.09
4	1S4	1.4	-0.13	0	-1	0	-1	0	0	-1	0	0	0	0	-1	-	1.27
5	2S1	1.6	-0.36	0	-1	-1	-1	0	-1	-1	-1	-2	-1	0	0	-	1.24
6	2S2	2.2	-0.30	-1	-1	0	0	0	-1	-1	0	-1	0	1	0	-	1.90
7	2S3	2.6	0.00	0	0	0	0	0	0	-1	0	0	0	0	0	-	2.60
8	2S4	1.6	0.00	0	0	0	0	0	0	-1	0	0	0	1	0	-	1.60
		15.0															13.56

Program Components	Factor																
Skating Skills	0.75	4.50	3.75	4.50	4.50	4.50	4.00	3.50	4.50	3.50	4.00	4.50	4.25	-	4.14		
Timing	1.00	4.00	3.75	4.50	4.25	4.25	3.75	3.25	4.50	3.50	4.00	5.00	4.00	-	3.96		
Performance / Execution	0.75	4.75	3.75	4.75	4.50	4.25	4.00	3.75	4.25	3.25	3.75	4.75	4.25	-	4.14		
Interpretation	0.50	5.50	4.00	4.75	4.50	4.25	4.50	3.50	4.50	3.75	3.75	4.75	4.25	-	4.18		
Judges Total Program Component Score (factorized)																	12.27
Deductions:	Time Violation:	0.00	Extra Element:		0.00	Illegal Element/Movement:		0.00	Fall:		0.00						0.00
	Costume & Prop violation:	0.00	Interruption in excess:		0.00												

Rank	Name	NOC Code	Total Segment Score =	Total Element Score +	Program Score (factorized)	Component Score +	Total Deductions -
20	KELLER Daniela - KELLER Fabian	SUI	21.08	10.75	10.33	0.00	

#	Executed Elements	Base Value	GOE	The Judges Panel (in random order)												Scores of Panel	
1	1S1	1.4	-0.21	-1	-1	0	-1	-1	-1	-1	0	-1	0	0	0	-	1.19
2	1S2	1.9	-0.57	-1	-1	-1	-2	-1	-1	-2	-1	-1	-1	-1	-	1.33	
3	1S3	2.3	-0.43	-1	-1	0	-1	-1	-1	-2	-1	-2	0	0	0	-	1.87
4	1S4	1.4	-0.26	0	-1	-1	-1	-1	-1	-2	-1	-1	0	0	-1	-	1.14
5	2S1	1.6	-0.50	-1	-1	-1	-2	-1	-1	-1	-1	-1	0	0	-1	-	1.10
6	2S2	2.2	-0.96	-2	-2	-1	-2	-1	-1	-2	-1	-1	-1	-1	0	-	1.24
7	2S3	2.6	-0.96	-2	-1	-1	-1	-2	-2	-2	-1	-2	-1	0	-1	-	1.64
8	2S4	1.6	-0.36	0	-1	0	-2	-1	-1	-2	0	-1	0	0	0	-	1.24
		15.0															10.75

Program Components	Factor																
Skating Skills	0.75	3.75	3.25	3.75	3.75	3.75	4.00	3.00	4.00	3.00	4.25	3.75	3.50	-	3.54		
Timing	1.00	3.25	3.25	3.75	4.00	3.50	4.00	2.75	3.75	3.00	4.25	4.00	3.25	-	3.43		
Performance / Execution	0.75	3.50	3.00	4.25	3.25	3.50	4.00	3.00	4.00	3.00	4.00	3.75	3.50	-	3.39		
Interpretation	0.50	3.50	3.25	4.25	3.25	3.25	4.25	3.00	4.00	3.00	4.00	4.00	3.50	-	3.39		
Judges Total Program Component Score (factorized)																	10.33
Deductions:	Time Violation:	0.00	Extra Element:		0.00	Illegal Element/Movement:		0.00	Fall:		0.00						0.00
	Costume & Prop violation:	0.00	Interruption in excess:		0.00												

JUDGES DETAILS PER SKATER

PALAVELA TUE 25 JAN 2005

Rank	Name	NOC Code	Total Segment Score =	Total Element Score +	Program Component Score (factorized) +	Total Deductions -
21	JANOSTAKOVA Diana - PROCHAZKA Jiri	CZE	19.97	10.03	10.94	1.00

#	Executed Elements	Base Value	GOE	The Judges Panel (in random order)											Scores of Panel	
1	1S1	1.4	-0.21	-1	-1	0	-1	0	-2	-1	0	-1	-1	0	-	1.19
2	1S2	1.9	-0.36	0	-1	0	-2	0	-2	-1	-1	-2	-1	-1	0	1.54
3	1S3	2.3	-0.79	-1	-2	-1	-2	-1	-2	-2	-1	-2	-2	0	-1	1.51
4	1S4	1.4	-0.17	0	-1	-1	-1	0	-1	-1	0	-2	0	-1	0	1.23
5	2S1	1.6	-1.21	-2	-2	-2	-3	-2	-3	-3	-3	-3	-2	-2	-	0.39
6	2S2	2.2	-0.77	-1	-1	0	-2	-1	-2	-2	-1	-2	-1	-1	0	1.43
7	2S3	2.6	-0.96	-1	-2	-1	-2	-1	-2	-3	-2	-2	-1	-1	0	1.64
8	2S4	1.6	-0.50	0	-1	-1	-1	-1	-2	-2	0	-2	-1	-1	0	1.10
		15.0														10.03

Program Components	Factor															
Skating Skills	0.75	3.75	3.75	3.50	3.25	4.50	3.75	3.00	4.00	2.75	3.00	3.50	4.00	-	3.46	
Timing	1.00	4.00	3.75	4.50	3.50	4.00	3.75	3.00	3.75	3.00	3.25	3.50	4.25	-	3.68	
Performance / Execution	0.75	4.25	3.50	4.25	3.25	4.25	3.75	3.25	3.75	2.75	3.25	3.25	4.00	-	3.68	
Interpretation	0.50	4.25	3.75	4.00	3.50	4.25	3.75	3.25	3.75	2.75	3.50	3.25	4.25	-	3.79	
Judges Total Program Component Score (factorized)																10.94

Deductions:	Time Violation:	0.00	Extra Element:	0.00	Illegal Element/Movement:	0.00
	Costume & Prop violation:	0.00	Interruption in excess:	0.00	Fall:	-1.00

Rank	Name	NOC Code	Total Segment Score =	Total Element Score +	Program Component Score (factorized) +	Total Deductions -
22	GALCHENIUK Anna - KRUPEN Oleg	BLR	12.36	5.77	7.59	1.00

#	Executed Elements	Base Value	GOE	The Judges Panel (in random order)											Scores of Panel		
1	1S1	1.4	-0.64	-2	-2	-1	-2	-2	-2	-3	-1	-2	-2	-2	-1	-	0.76
2	1S2	1.9	-1.07	-1	-2	-2	-3	-2	-3	-3	-2	-3	-2	-2	-1	-	0.83
3	1S3	2.3	-1.07	-3	-2	-1	-2	-2	-3	-3	-1	-3	-2	-2	-1	-	1.23
4	1S4	1.4	-0.69	-2	-2	-2	-2	-2	-2	-3	-1	-3	-1	-2	-1	-	0.71
5	2S1	1.6	-1.00	-2	-2	-1	-3	-1	-2	-3	0	-3	-2	-2	-1	-	0.60
6	2S2	2.2	-1.60	-2	-3	-2	-3	-2	-3	-3	-1	-3	-2	-2	-1	-	0.60
7	2S3	2.6	-1.80	-3	-3	-2	-3	-2	-3	-3	-3	-3	-3	-3	-2	-	0.80
8	2S4	1.6	-1.36	-3	-3	-2	-3	-3	-2	-3	-1	-3	-2	-2	-1	-	0.24
		15.0															5.77

Program Components	Factor																
Skating Skills	0.75	3.25	2.75	2.50	2.50	3.25	2.75	1.75	3.50	1.25	2.25	2.75	3.00	-	2.57		
Timing	1.00	2.50	2.50	2.75	2.75	2.75	2.00	1.50	3.00	1.00	2.00	2.50	2.75	-	2.39		
Performance / Execution	0.75	3.00	2.50	3.00	2.50	3.00	2.75	2.00	3.50	1.00	2.25	3.00	3.00	-	2.61		
Interpretation	0.50	3.25	2.50	3.00	2.75	3.00	2.50	2.00	3.25	1.50	2.00	3.00	3.00	-	2.61		
Judges Total Program Component Score (factorized)																	7.59

Deductions:	Time Violation:	0.00	Extra Element:	0.00	Illegal Element/Movement:	0.00
	Costume & Prop violation:	0.00	Interruption in excess:	0.00	Fall:	-1.00